

P1-P162

Comparing the cumulative dose of growth hormone therapy using body weight-based dosing vs body surface area-based dosing in children with Turner syndrome—data from the ANSWER study

Philippe Backeljauw;¹ Mitchell E. Geffner;² Judith Ross;³ Natalia Holot;⁴ Vlady Ostrow⁴

¹Cincinnati Children's Hospital Medical Center, University of Cincinnati College of Medicine, Cincinnati, Ohio; ²The Saban Research Institute, Children's Hospital Los Angeles, Keck School of Medicine of USC, Los Angeles, CA; ³Department of Pediatrics, Thomas Jefferson University, Philadelphia, PA; ⁴DuPont Hospital for Children, Wilmington, DE; ⁴Novo Nordisk Inc., Plainsboro, NJ.

Objective

This analysis compares cumulative growth hormone (GH) doses when adjusting GH dosage based on body weight (BW; actual dosing) vs body surface area (BSA; theoretical dosing calculated from average BSA and dose) in children with Turner syndrome (TS), using data from the American Norditropin Studies: Web-Enabled Research (ANSWER) Program.

Introduction

- Previously, only a single study compared BSA- vs weight-based GH dosing in girls with TS¹
 - This analysis suggested that BSA-based dosing may decrease cumulative GH doses and treatment costs compared with weight-based dosing while providing at least equal adult-height gains
- The ANSWER Program is a long-term, US-based, non-interventional study designed to collect information on the effectiveness and safety of Norditropin® GH
 - This dataset may be useful in comparing BW-based and theoretical BSA-based dosing in different patient populations
- From June 2002 to September 2016, 20,204 pediatric patients were enrolled in ANSWER by their treating physicians, including 1003 patients with TS
 - Patient information was entered by participating physicians using a Web-based tool

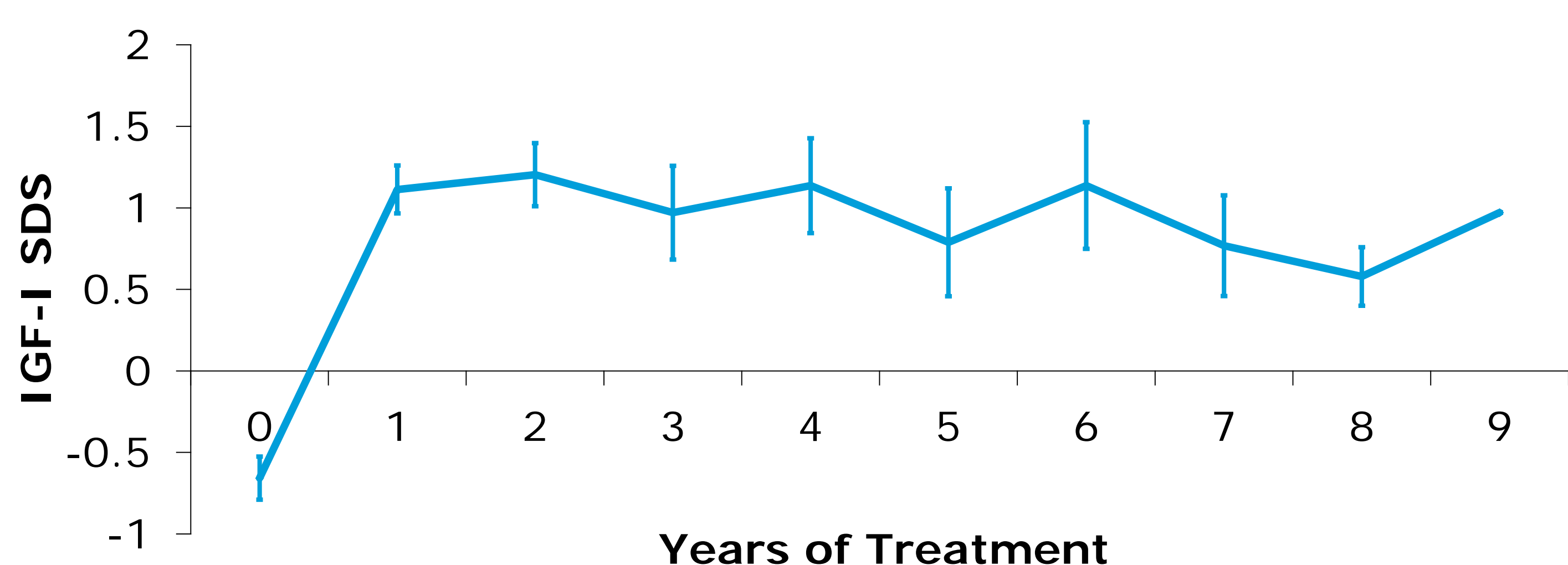
Methods

- A total of 577 eligible patients with TS were GH-naïve at study entry
- The theoretical BSA-based dose of 1.46 mg/d was derived from observed dose vs BSA data that best corresponded with an ideal body weight (BSA=1 m²)

Results

- Patients with TS (n=577) had a mean (SD) baseline height standard deviation score (SDS) of -2.52 (1.02), baseline weight SDS of -1.16 (1.45), and baseline insulin-like growth factor-I (IGF-I) SDS of -0.66 (1.72); mean (SD) and median start age for GH treatment were 9.25 (3.95) and 9.56 years, respectively
- At baseline, 338 patients (59%) were aged <10 years and 239 (41%) were ≥10 years; spontaneous puberty (Tanner stage ≥2) was reported for 23 patients
- After starting GH treatment, mean IGF-I SDS increased from baseline (-0.66) to year 1 (+1.11), and then remained stable during subsequent years of treatment follow-up (Figure 1)

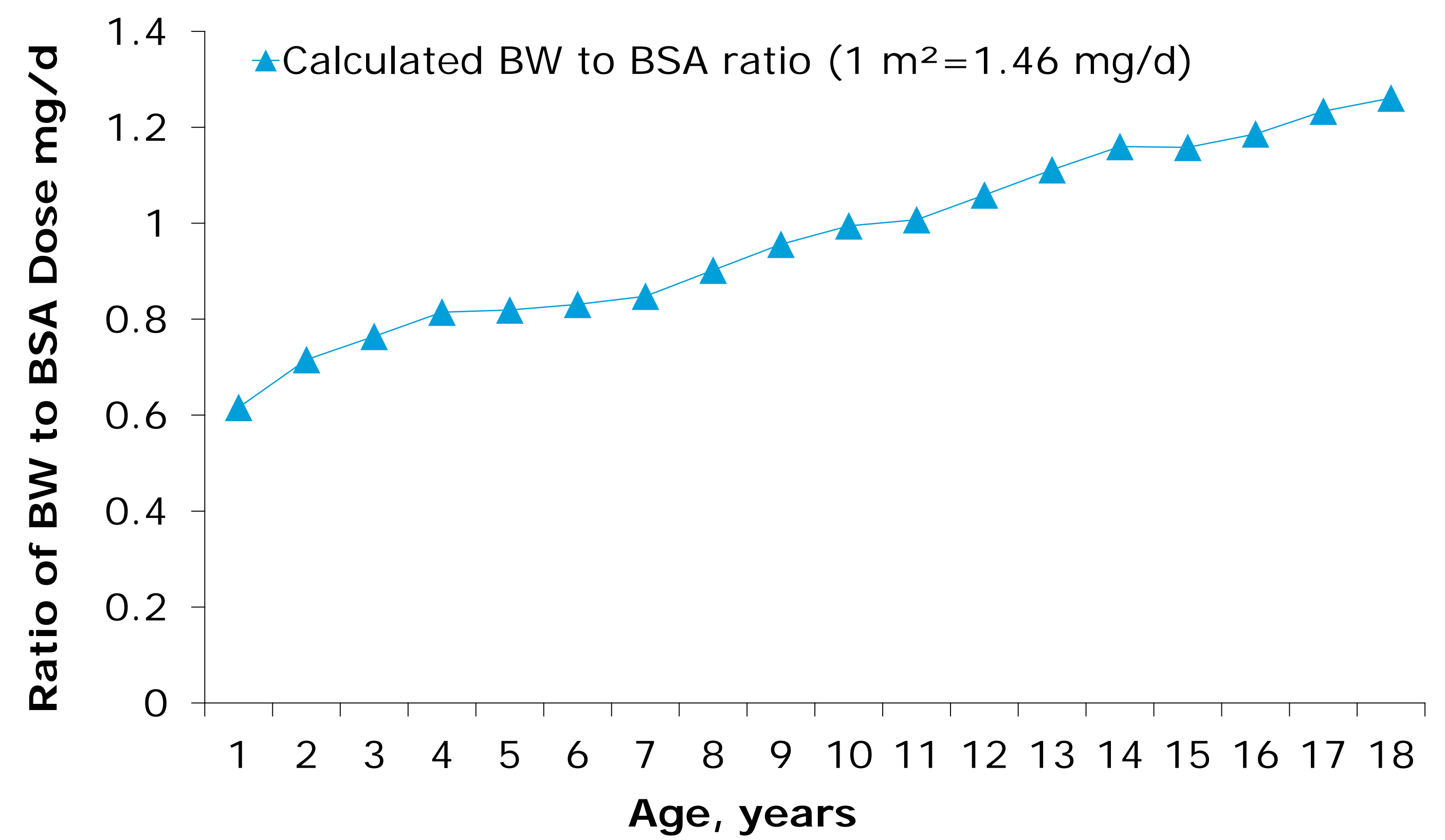
Figure 1 ♦ TS patients' IGF-I SDS by years of treatment



IGF-I SDS, insulin-like growth factor-I standard deviation score; TS, Turner syndrome. Error bars indicate +/- SE.

- The ratio of BW-based to theoretical BSA-based GH dose (1.46 mg/d) was <1 before age 10 years and >1 after age 10 years (Figure 2)

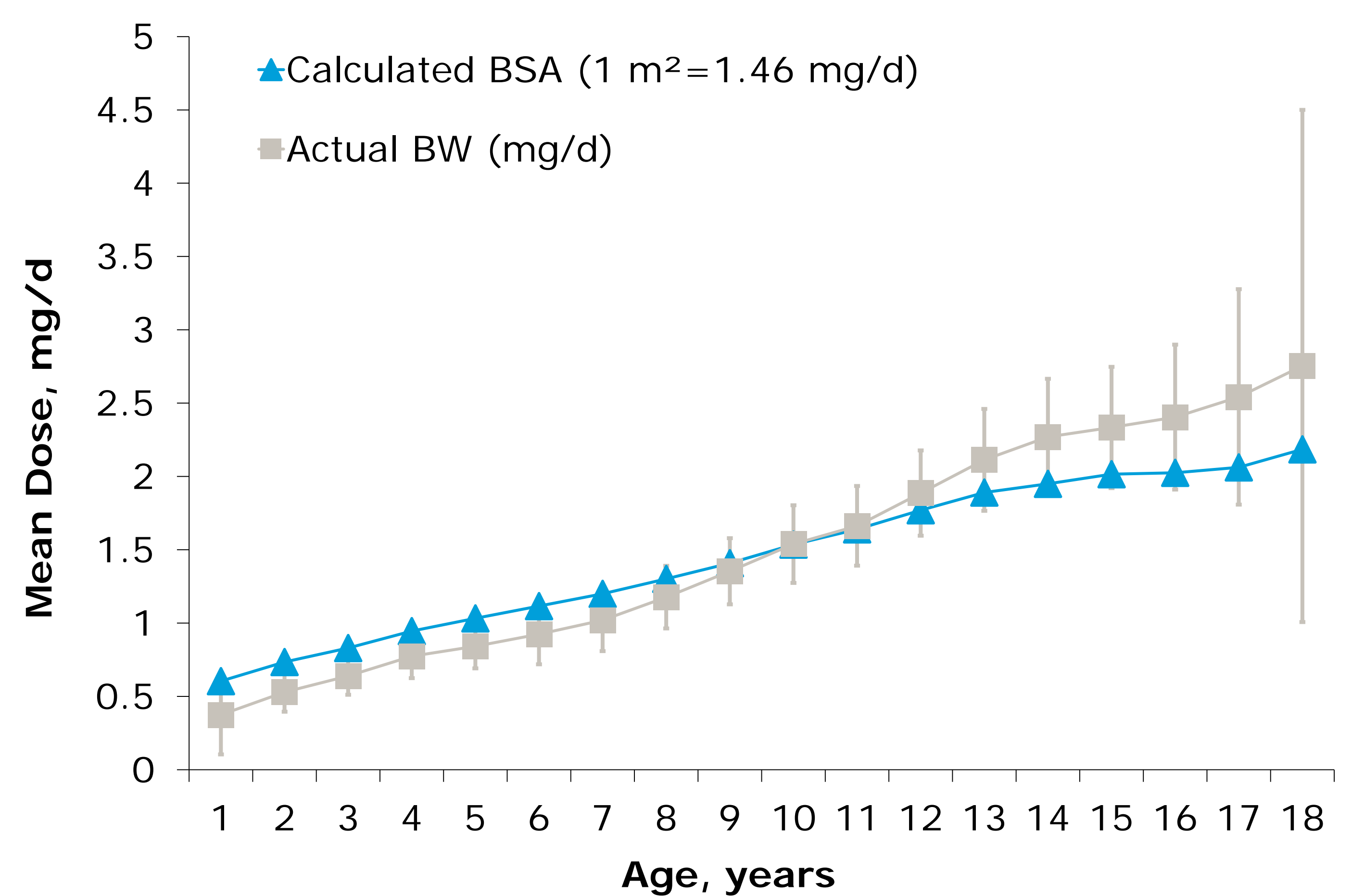
Figure 2 ♦ Ratio of BW to BSA dose in mg/d by age



BSA, body surface area; BW, body weight.

- Compared with BSA-based dosing, mean GH dose with BW-based dosing was lower before age 10 years, but higher after age 10 years (Figure 3)

Figure 3 ♦ TS patients' mean dose by age: actual by BW or hypothetical by BSA



BSA, body surface area; BW, body weight; TS, Turner syndrome. Error bars indicate +/- SE.

Conclusions

- GH dosing based on a hybrid method in which the GH dose is BW-based before age 10 years and BSA-based after age 10 years may result in a lower cumulative dose than BW-based GH dosing alone.
- Conclusions regarding the effectiveness of BSA-based dosing could not be derived from these retrospective data, as all BSA-based doses were theoretical.
 - Demonstrating the effectiveness of a hybrid dosing method may support a rationale for optimized and individualized GH dosing and could have the potential to lower the cost of therapy.
- Further research is warranted to explore the benefits of a hybrid dosing method and whether this approach results in height outcomes similar to those of BW-based dosing.

Reference

- Schrier L, et al. *Horm Res Paediatr.* 2014;81(5):319-330.

CONFLICT OF INTEREST DISCLOSURE

PB has served as a consultant for and has received research funds from Novo Nordisk Inc. and Ipsen and has served as a consultant for Novartis; MEG had a research contract and was a consultant for Versartis, has served as a consultant for Ipsen, Novo Nordisk Inc., Pfizer, and Sandoz, and has been a member of a data safety monitoring board for Ascendis; JR has served as a consultant for Novo Nordisk Inc. and OPKO; NH and VO are employees of Novo Nordisk Inc.

This study was sponsored by Novo Nordisk Inc. The authors acknowledge the medical writing assistance of Jessica Monteith, PhD (ETHOS Health Communications, Yardley, PA). Presented at the 57th European Society for Paediatric Endocrinology Meeting; 27-29 September 2018; Athens, Greece.

