

Hybrid diabetes with good response to metformin in an Adolescent with polyglandular poly-endocrinopathy

Noor Hamed, Ashraf Soliman

Departments of Pediatric Endocrinology , Hamad General Hospital and Sidra Medicine P O Box 3050, Doha, Qatar.



INTRODUCTION

Development of type 1 diabetes is well known in cases of type 2 Autoimmune polyglandular syndrome (APS). We describe a case of APS who developed a hybrid form of diabetes that responded to metformin therapy.

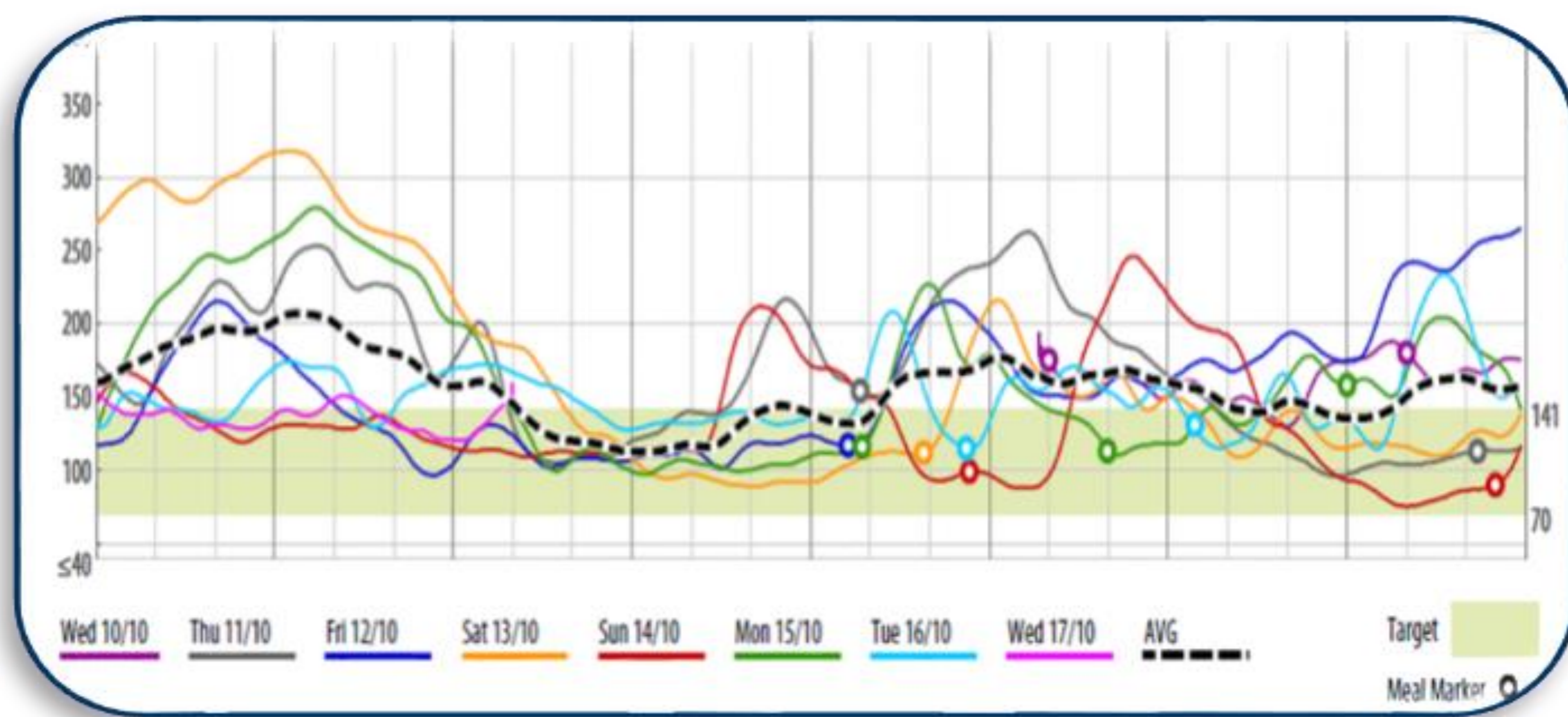
Case Study

This 18 year old male patient has been diagnosed with polyglandular endocrinopathy type 2 at the age of 13 years with primary adrenal insufficiency and autoimmune hypothyroidism . He has been on treatment with normal linear growth and pubertal development.

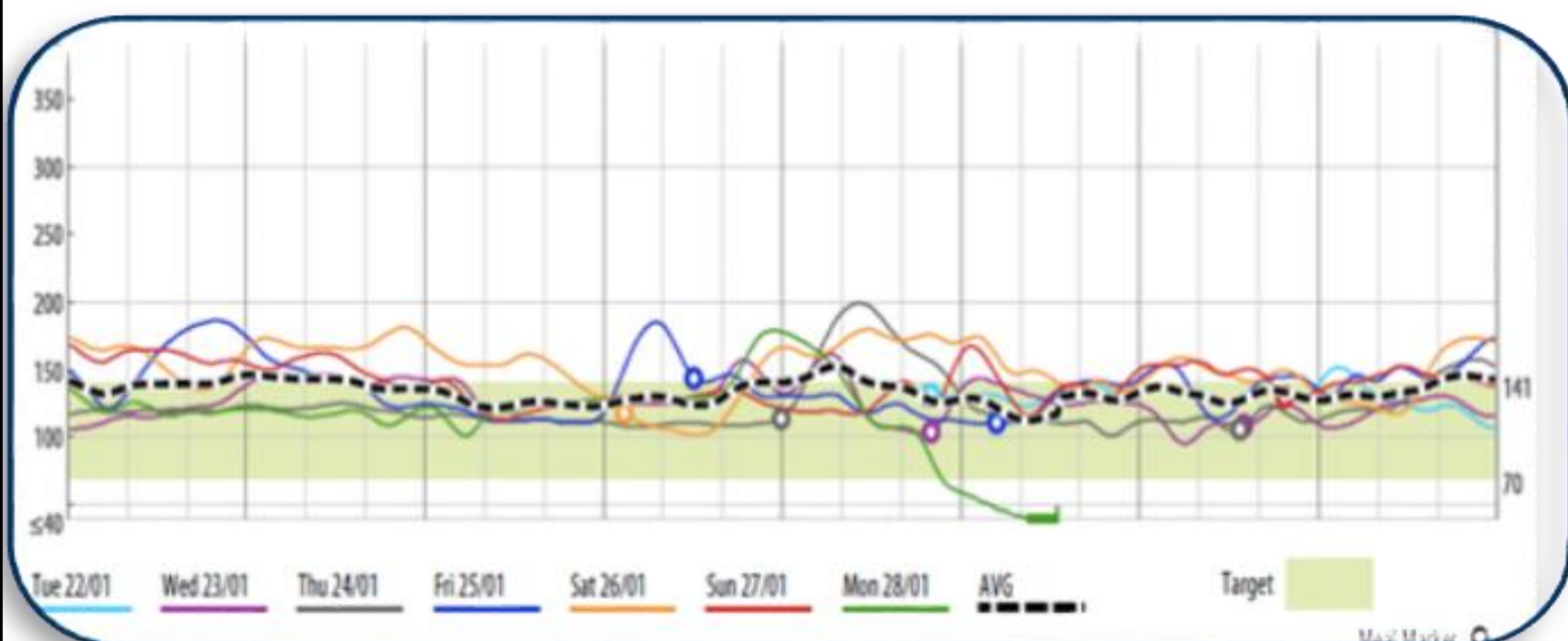
At the age of 17 years, he had excessive weight gain (BMI of 28.5 kg/m²) and acanthosis nigricans. He had no history of polyuria or polydipsia. investigation showed : HbA1c = 7.2%, the 2 hour OGTT =14.6mmol/l , and autoantibodies screen was positive for anti GAD65 , anti-islet 2 ab and ant ZnT8 ab .

we elected to start metformin 1gm BID and observe the glycemic control as the patient showed clinical symptoms of insulin resistance .

A continuous glucose monitoring (CGM) was done with iPro for the patients in 3 stages of his follow ups showing the following charts : before treatment, at 6 weeks and , after 1 year . The following data will show the following :

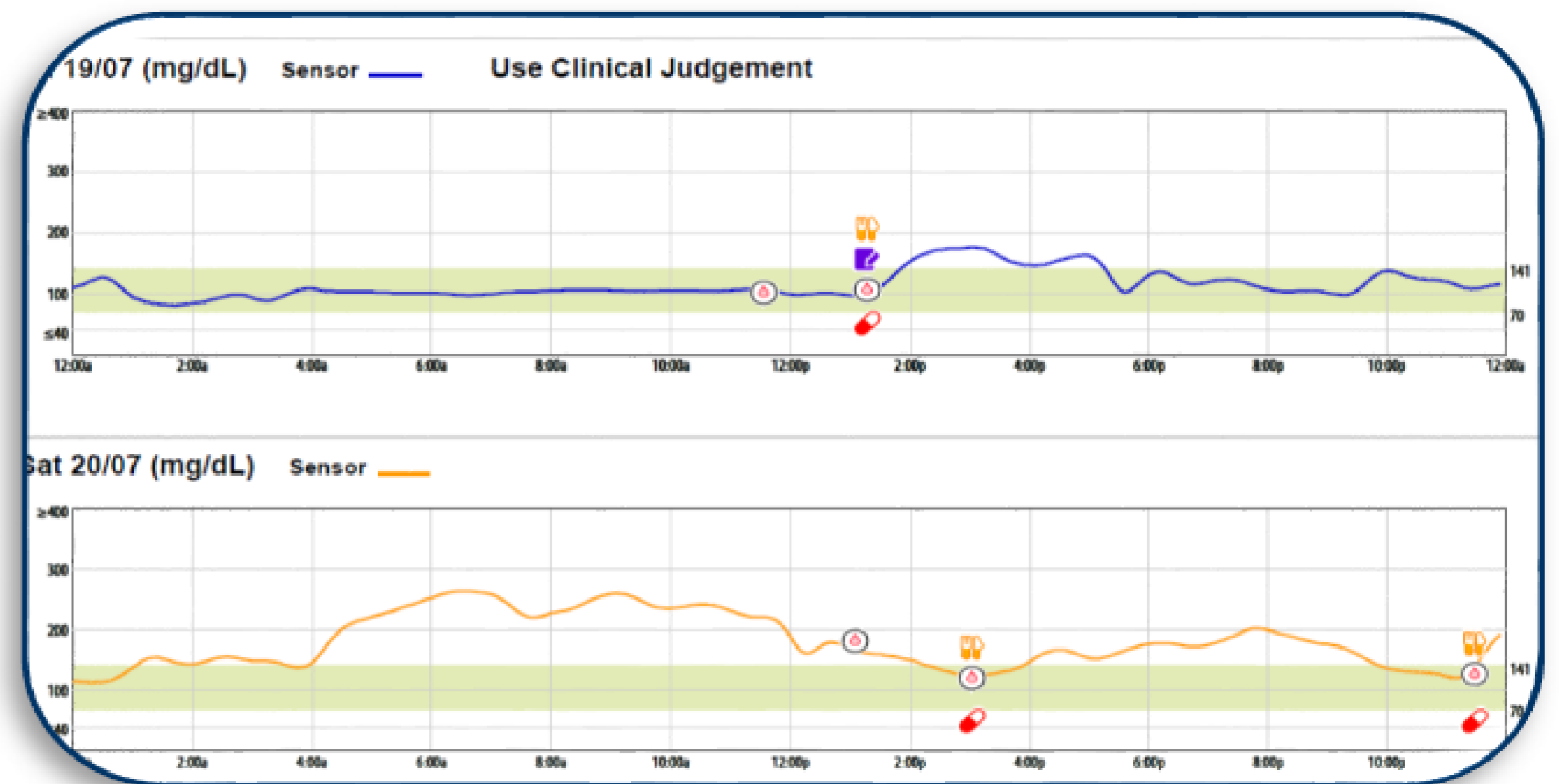


Graph 1:Hyperglycemia after the main meals as shown by IPRO CGM for one week , before starting metformin .



Graph 2: IPRO download 6 weeks after metformin use

Management



Graph 3: IPRO Daily summary :after one year of treatment , an example of the effect on the glycemic control when full dose of metformin used vs missing one dose in the following 24 hours .A full dose received on Thursday , with missed dinner dose on Friday

Marker/time	0 time	1 month	1 year
Insulin pmol/l	40	NA	48
c-peptide ng/ml	2	1.77	1.77
BMI	28.5	25.5	27.2
HOMA IR	1.8	NA	2.1
HbA1c	7.2%	6.2%	6.9%

Table 1:the relationship with patient's HbA1c , insulin reserve and resistance with BMI in our patient

Discussion and conclusion

Patients with APS-2 are characterized by at least two of the following three endocrinopathies: type 1 diabetes, autoimmune thyroid disease, and Addison's disease. The DR3-DQ2/DRB1*04:04-DQ8 genotype has been associated with type 1 diabetes in patients with APS 2.

This is the first report that describes the occurrence of hybrid diabetes in a case of APS 2 , in which the patient responded well after one year of metformin . The compliance on metformin and BMI proved to have the major effect in the glycemic control as in other patients with hybrid diabetes .



Ashraf Soliman MD PhD FRCP Department of Pediatrics
Hamad General Hospital Doha, Qatar,
Atsoliman@yahoo.com

